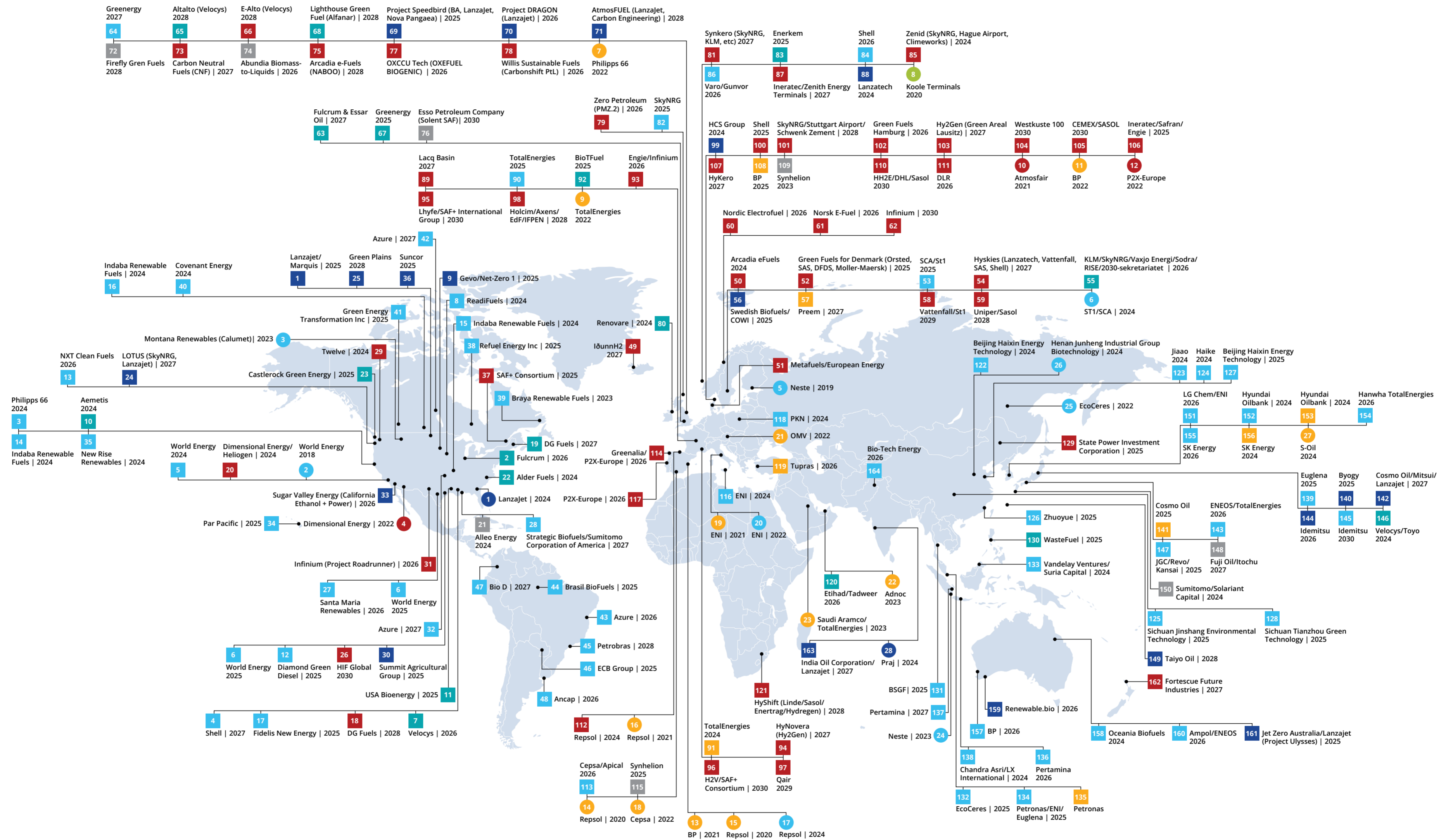


SAF Capacity Map

With mounting pressure from government mandates and directives from the global aviation industry, global airlines are being pushed to use more renewable fuels. As demand intensifies, understanding the market and where the global capacity lies is important.

Argus is leading the global SAF market with prices that reflect the way the market actually trades. Argus has developed SAF fob ARA, SAF fob Singapore, SAF del USWC, and SAF 100 prices assessments.

With industry leading news, analysis, and forecasts, Argus brings transparency and reliability to how SAF is priced, produced, and delivered. Learn more at www.argusmedia.com/SAF



Operational | Operational Year

● Operational ■ Planned

Type of facility (color)

● AtJ Alcohol-to-Jet Synthetic Paraffinic Kerosene

● HEFA Hydroprocessed Esters and Fatty Acids

● Co-processing

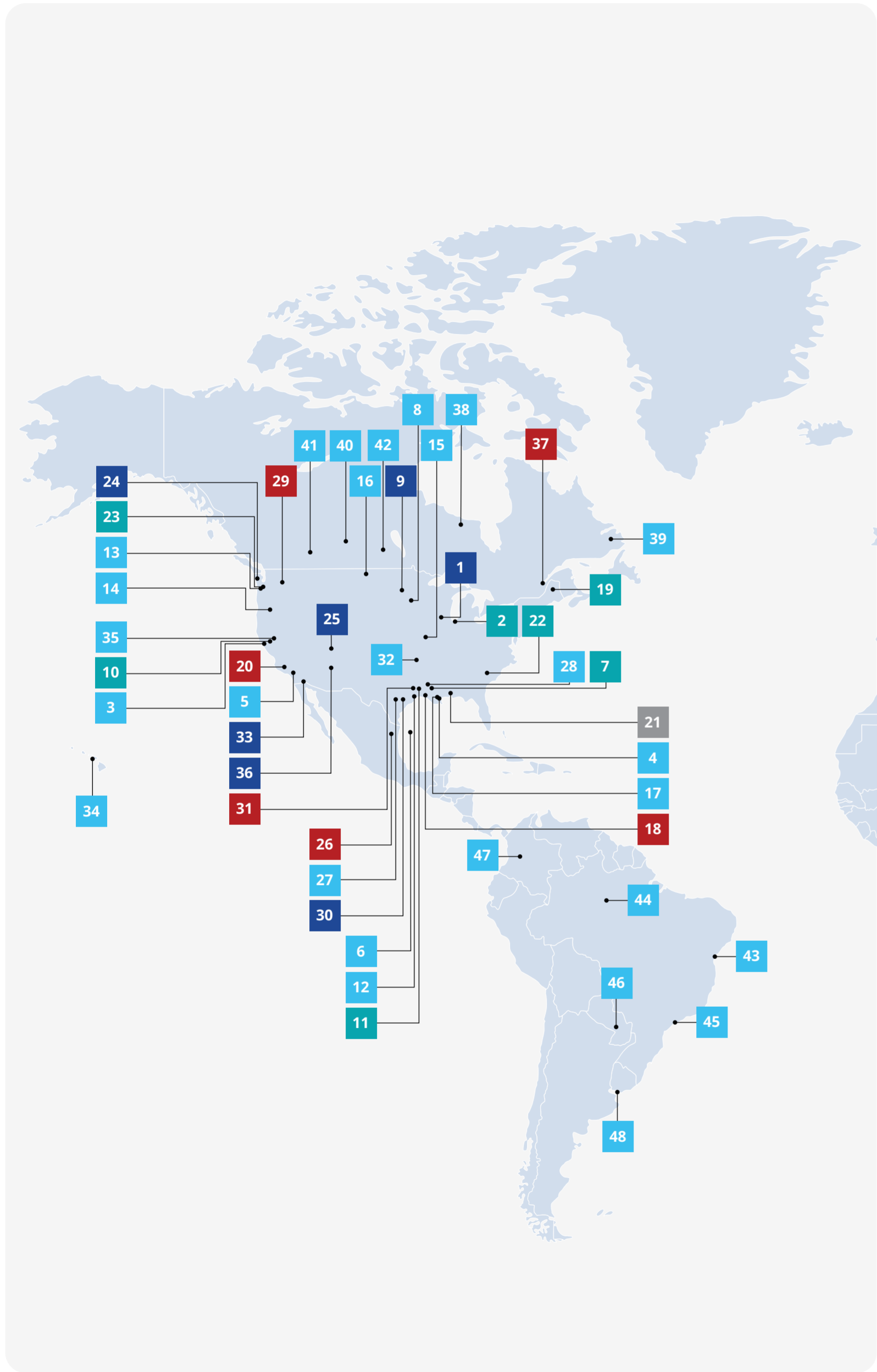
● Distillation

● FT-SPK Fischer-Tropsch Synthetic Paraffinic Kerosene

● PTL Power-to-Liquid

● Other (CHJ/HEFA-SPK, Gasification/methanol-to-jet, HTL, Pyrolysis, Pyrolysis/hydrotreating, Sun-to-Liquid, Thermal cracking, blanks (nothing))

Planned facilities | North America & South America



Operational | Operational Year

Type of facility

- **AtJ**
Alcohol-to-Jet Synthetic Paraffinic Kerosene
- **HEFA**
Hydroprocessed Esters and Fatty Acids
- **Co-processing**
- **Distillation**
- **FT-SPK**
Fischer-Tropsch Synthetic Paraffinic Kerosene
- **PtL**
Power-to-Liquid
- Other (CH)/HEFA-SPK, Gasification/methanol-to-jet, HTL, Pyrolysis, Pyrolysis/hydrotreating, Sun-to-Liquid, Thermal cracking, blanks (nothing)

Country	Location	Company	Type of Facility	Capacity [mn USG/yr]	Capacity [MT/yr]	Operational Year
US	Hennepin, Illinois	1 Lanzajet/Marquis	AtJ-SPK	120	345,000	2025
US	Gary, Indiana	2 Fulcrum	FT-SPK	31	89,000	2026
US	Rodeo, California	3 Philipps 66	HEFA-SPK	77	220,000	2024
US	Convent, Louisiana	4 Shell	HEFA-SPK	142	410,000	2027
US	Paramount, California	5 World Energy	HEFA-SPK	200	576,000	2024
US	Houston, Texas	6 World Energy	HEFA-SPK	250	720,000	2025
US	Natchez, Mississippi	7 Velocys	FT-SPK	25	72,000	2026
US	Hull, Iowa	8 ReadFuels	HEFA-SPK	-	-	2024
US	Lake Preston, South Dakota	9 Gevo/Net-Zero 1	AtJ-SPK	55	158,000	2025
US	Riverbank, California	10 Aemetis	FT-SPK	45	129,000	2024
US	Bon Weir, Texas	11 USA Bioenergy	FT-SPK	-	-	2025
US	Port Arthur, Texas	12 Diamond Green Diesel	HEFA-SPK	235	677,000	2025
US	Port Westward, Oregon	13 NXT Clean Fuels	HEFA-SPK	192	552,000	2026
US	California	14 Indaba Renewable Fuels	HEFA-SPK	93	267,000	2024
US	Missouri	15 Indaba Renewable Fuels	HEFA-SPK	93	267,000	2024
US	Williams Country, North Dakota	16 AIC Energy	HEFA-SPK	100	288,000	2024
US	Baton Rouge, Louisiana	17 Fidelis New Energy	HEFA-SPK	615	1,772,000	2025
US	Louisiana	18 DG Fuels	PtL	120	345,000	2028
US	Maine	19 DG Fuels	FT-SPK	175	503,000	2027
US	Lancaster, California	20 Dimensional Energy/Heliogen	PtL	0.01533	5	2024
US	Bay Minette, Alabama	21 Alleo Energy	Pyrolysis	1.3	3,780	2024
US	Southeast US	22 Alder Fuels	FT-SPK	37	106,000	2024
US	Shelton, Washington	23 Castlerock Green Energy	FT-SPK	20	58,000	2025
US	Pacific Northwest	24 LOTUS (SkyNRG, Lanzajet)	AtJ-SPK	5	14,000	2027
US	Mid-continent	25 Green Plains	AtJ-SPK	135	387,000	2028
US	Texas	26 HIF Global	PtL	169	485,000	2030
US	Texas	27 Santa Maria Renewables	HEFA-SPK	25	71,000	2026
US	Columbia, Louisiana	28 Strategic Biofuels/Sumitomo Corporation of America	HEFA-SPK	32	92,000	2027
US	Moses Lake, Washington	29 Twelve	PtL	0.04	14	2024
US	US Gulf Coast	30 Summit Agricultural Group	AtJ-SPK	250	716,000	2025
US	West Texas	31 Infinium (Project Roadrunner)	PtL	5	14,000	2026
US	Cherryvale, Kansas	32 Azure	HEFA-SPK	135	389,000	2027
US	Imperial Valley, California	33 Sugar Valley Energy (California Ethanol + Power)	AtJ-SPK	61	175,000	2026
US	Hawaii	34 Par Pacific	HEFA-SPK	36	104,000	2025
US	Reno, Nevada	35 New Rise Renewables	HEFA-SPK	52	150,000	2024
		36 Suncor	AtJ-SPK	60	172,000	2025
Canada	Quebec	37 SAF+ Consortium	PtL	8	23,000	2025
Canada	Ontario	38 Refuel Energy Inc	HEFA-SPK	43	125,000	2025
Canada	Newfoundland	39 Braya Renewable Fuels	HEFA-SPK	-	-	2023
Canada	Southern Saskatchewan	40 Covenant Energy	HEFA-SPK	46	134,000	2024
Canada	Calgary	41 Green Energy Transformation Inc	HEFA-SPK	100	288,000	2025
Canada	Manitoba	42 Azure	HEFA-SPK	328	944,000	2027
Brazil	Mataripe, Bahia	43 Acelen Renewables	HEFA-SPK	164	472,000	2026
Brazil	Manaus	44 Brasil BioFuels	HEFA-SPK	74	213,000	2025
Brazil	Cubatao	45 Petrobras	HEFA-SPK	91	265,000	2028
Paraguay	Villeta	46 ECB Group	HEFA-SPK	139	400,000	2025
Colombia	Facatativa or eastern Llanos	47 Bio D	HEFA-SPK	50	144,000	2027
Uruguay	La Teja, Montevideo	48 Ancap	HEFA-SPK	48	137	2026

Operational facilities | North America & South America



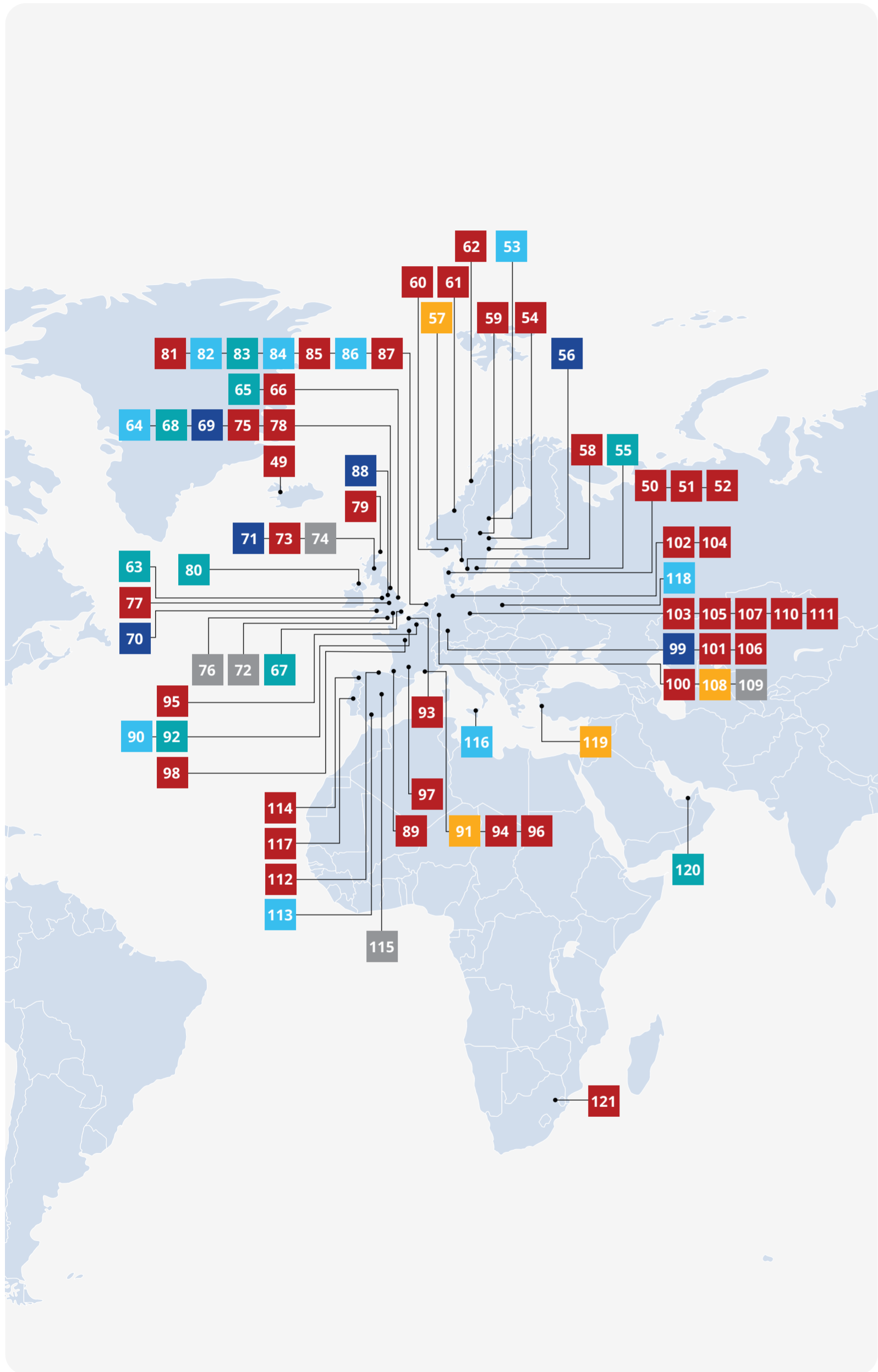
Operational | Operational Year

Type of facility

- **AtJ**
Alcohol-to-Jet Synthetic Paraffinic Kerosene
- **HEFA**
Hydroprocessed Esters and Fatty Acids
- **Co-processing**
- **Distillation**
- **FT-SPK**
Fischer-Tropsch Synthetic Paraffinic Kerosene
- **PtL**
Power-to-Liquid
- **Other (CH)/HEFA-SPK, Gasification/methanol-to-jet, HTL, Pyrolysis, Pyrolysis/hydrotreating, Sun-to-Liquid, Thermal cracking, blanks (nothing)**

Country	Location	Company	Type of Facility	Capacity [mn USG/yr]	Capacity [MT/yr]	Operational Year
US	Soperton, Georgia (Freedom Pines Fuels facility)	1 LanzaJet	AtJ-SPK	10	29,000	2024
US	Paramount, California	2 World Energy	HEFA-SPK	50	144,000	2018
US	Great Falls, Montana	3 Montana Renewables (Calumet)	HEFA-SPK	30	86,000	2023
US	Tuscon, Arizona	4 Dimensional Energy	PtL	0.001825	1	2022

Planned facilities | Europe, Middle East and Africa



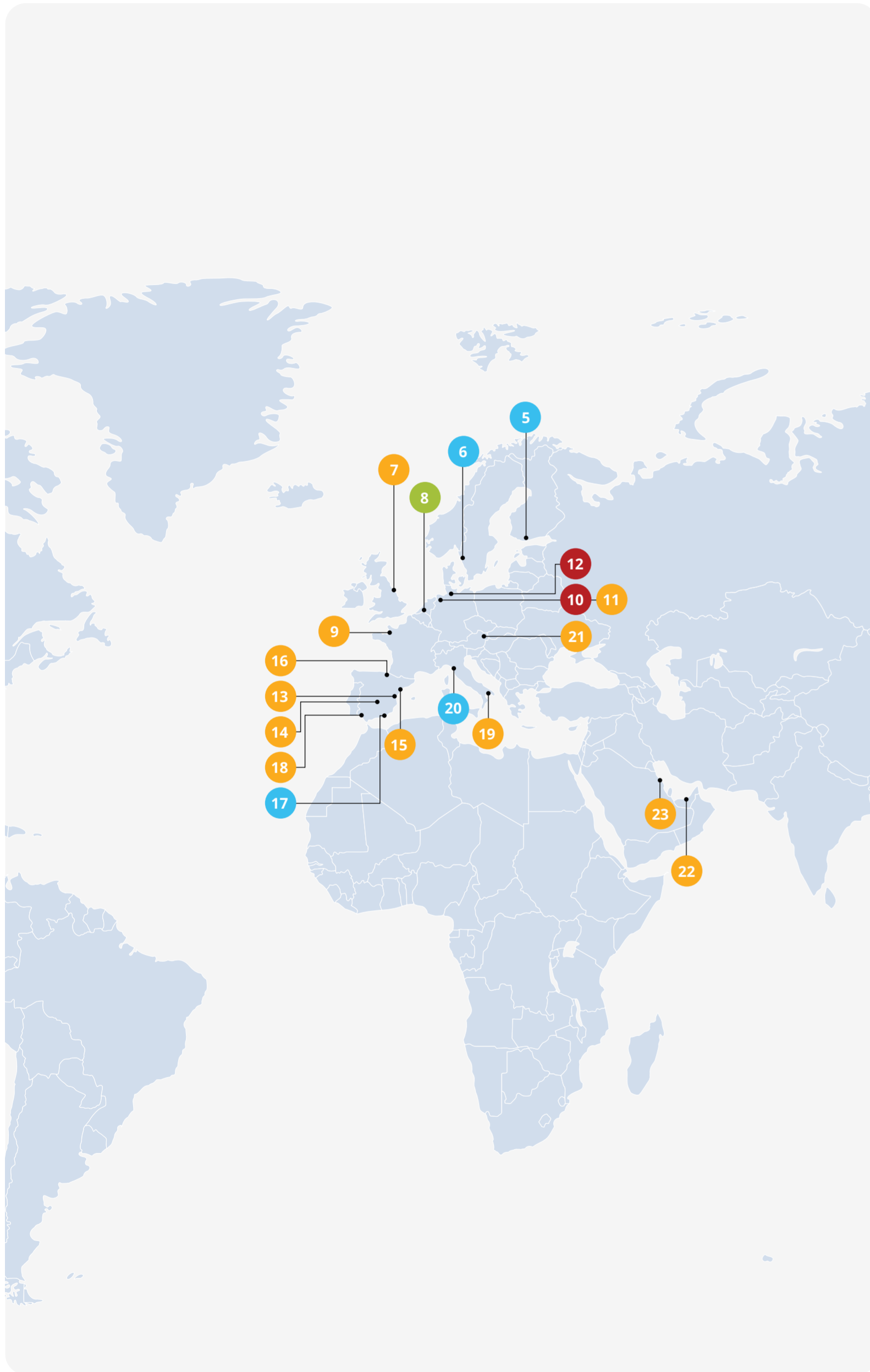
Operational | Operational Year

Type of facility

- **ATJ**
Alcohol-to-Jet Synthetic Paraffinic Kerosene
- **HEFA**
Hydroprocessed Esters and Fatty Acids
- **Co-processing**
- **Distillation**
- **FT-SPK**
Fischer-Tropsch Synthetic Paraffinic Kerosene
- **PTL**
Power-to-Liquid
- Other (CH)/HEFA-SPK, Gasification/methanol-to-jet, HTL, Pyrolysis, Pyrolysis/hydrotreating, Sun-to-Liquid, Thermal cracking, blanks (nothing)

Country	Location	Company	Type of Facility	Capacity [mn USG/yr]	Capacity [MT/yr]	Operational Year
Iceland	Helguvik Harbour	49 IbunnH2	PTL	22.6	65,000	2027
Denmark	Vordingborg, Zeeland	50 Arcadia eFuels	PTL	8	55,000	2024
Denmark		51 Metafuels/European Energy	PTL	0.1	277	
Denmark	Copenhagen	52 Green Fuels for Denmark (Orsted, SAS, DFDS, Moller-Maersk)	PTL			2025
Sweden	Ostrand, Timra	53 SCA/St1	HEFA-SPK			2025
Sweden	Forsmark	54 Hyskies (Lanzatech, Vattenfall, SAS, Shell)	PTL	28	80,000	2027
Sweden	Vaxjo	55 KLM/SkyNRG/Vaxjo Energi/Sodra/RISE/2030-sekretariatet	FT-SPK	6	16,000	2026
Sweden	Stockholm	56 Swedish Biofuels/COWI	ATJ-SPK	7	20,000	2025
Sweden	Lysekil	57 Preem	Co-processing	159	457,000	2027
Sweden	West coast	58 Vattenfall/St1	PTL			2029
Sweden	Solleftea	59 Uniper/Sasol	PTL			2028
Norway	Porsgrunn	60 Nordic Electrofuel	PTL	3	8,000	2026
Norway	Mosjoen	61 Norsk E-Fuel	PTL	13	40,000	2026
Norway	Mo I Rana	62 Infinium	PTL	31	90,000	2030
UK	Stanlow	63 Fulcrum & Essar Oil	FT-SPK	29	83,700	2027
UK	Teeside	64 Greenergy	HEFA-SPK			2027
UK	Immingham	65 Altalto (Velocys)	FT-SPK	13	37,400	2028
UK	Immingham	66 E-Alto (Velocys)	PTL			2028
UK	Thames Enterprise Park	67 Greenergy	FT-SPK	4	11,000	2025
UK	Billingham, Teeside	68 Lighthouse Green Fuel (Alfanar)	FT-SPK	43	124,400	2028
UK	Wilton International, Teeside	69 Project Speedbird (BA, Lanzajet, Nova Pangaea)	ATJ-SPK	27	77,000	2025
UK	Port Talbot, South Wales	70 Project DRAGON (Lanzajet)	ATJ-SPK	30	86,000	2026
UK		71 AtmosFUEL (Lanzajet, Carbon Engineering)	ATJ-SPK	26	76,000	2028
UK	Southeast UK	72 Firefly Gren Fuels	HTL	35	100,000	2028
UK		73 Carbon Neutral Fuels (CNF)	PTL	4	12,000	2027
UK		74 Abundia Biomass-to-Liquids	Pyrolysis/hydrotreating	0.9	2,600	2026
UK	Teeside	75 Arcadia e-Fuels (NABOO)	PTL	24	67,700	2028
UK	Solent	76 Esso Petroleum Company (Solent SAF)	Gasification/methanol-to-jet	62	179,000	2030
UK	Sheffield	77 OXCCU Tech (OXEFUEL BIOGENIC)	PTL	3	7,400	2026
UK	Teeside	78 Willis Sustainable Fuels (Carbonshift Ptl)	PTL	5	14,000	2026
UK	Orkney	79 Zero Petroleum (PMZ.2)	PTL	174	6,100	2026
UK	County Londonderry, Northern Ireland	80 Renovare	FT-SPK	0.5	1,400	2024
Netherlands	Amsterdam	81 Synkero (SkyNRG, KLM,etc)	PTL	17.5	50,000	2027
Netherlands	Delfzijl	82 SkyNRG	HEFA-SPK	35	100,000	2025
Netherlands	Rotterdam	83 Enerkem	FT-SPK	21	60,000	2025
Netherlands	Rotterdam	84 Shell	HEFA-SPK	142	410,000	2026
Netherlands	Rotterdam	85 Zenid (SkyNRG, Hague Airport, Climeworks)	PTL	0.1	280	2024
Netherlands	Rotterdam	86 Varo/Gunvor	HEFA-SPK	43	122,500	2026
Netherlands	Amsterdam	87 Ineratec/Zenith Energy Terminals	PTL	12	35,000	2027
Europe		88 Lanzatech	ATJ-SPK	10	29,000	2024
France	Lacq Basin	89 BioTJet	PTL	26	75,000	2027
France	Grandpuits	90 TotalEnergies	HEFA-SPK	99	210,000	2025
France	La Mede	91 TotalEnergies	Co-processing			2024
France	Venette	92 BioTFuel	FT-SPK			2025
France	Dunkirk	93 Engie/Infinium	PTL			2026
France	Gurdanne, France	94 HyNovera (Hy2Gen)	PTL	5.6	16,000	2027
France	Le Havre	95 Lhyfe/SAF+ International Group	PTL	25	72,000	2030
France	Marseille	96 H2V/SAF+ Consortium	PTL	28	80,000	2030
France	Occitanie	97 Qair	PTL	24	70,000	2029
France	Loire-Atlantique	98 Holcim/Axens/EdF/IFPEN	PTL			2028
Germany	Speyer	99 HCS Group	ATJ-SPK	21	60,000	2024
Germany	Wesseling	100 Shell	PTL	35	100,000	2025
Germany	Heidenheim-Mergelstetten	101 SkyNRG/Stuttgart Airport/Schwenk Zement	PTL	17.5	50,000	2028
Germany	Hamburg	102 Green Fuels Hamburg	PTL	3.5	10,000	2026
Germany	Janschwalde, Brandenburg	103 Hy2Gen (Green Areal Lausitz)	PTL			2027
Germany	Schleswig-Holstein	104 Westkuste 100	PTL			2030
Germany	Rudersdorf	105 CEMEX/SASOL	PTL	5	15,000	2030
Germany	Frankfurt, Hesse	106 Ineratec/Safran/Engie	PTL	1.2	3,500	2025
Germany	Bohlen-Lippendorf, Saxony	107 HyKero	PTL	17	50,000	2027
Germany	Gelsenkirchen	108 BP	Co-processing			2025
Germany	Julich	109 Synhellon	Sun-to-Liquid	0.003	8	2023
Germany	East Germany	110 HH2E/DHL/Sasol	PTL	70	200,000	2030
Germany	Leuna	111 DLR	PTL	3.5	10,000	2026
Spain	Bilbao	112 Repsol	PTL	0.73	2,100	2024
Spain	Andalusia	113 Cepsa/Apical	HEFA-SPK	87	250,000	2026
Spain	Curtis	114 Greenalia/P2X-Europe	PTL	7	20,000	2026
Spain		115 Synhellon	Sun-to-Liquid	0.264	760	2025
Italy	Gela	116 ENI	HEFA-SPK	52	150,000	2024
Portugal	Figueira da Foz	117 P2X-Europe	PTL	14	40,000	2026
Poland	Plock	118 PKN	HEFA-SPK	3	7,500	2024
Turkey	Izmir	119 Tupras	Co-processing	104	300,000	2026
UAE	Abu Dhabi	120 Etihad/Tadweer	FT-SPK	140	403,000	2026
South Africa	Secunda	121 HyShift (Linde/Sasol/Enertrag/Hydrogen)	PTL	17	50,000	2028

Operational facilities | Europe, Middle East and Africa



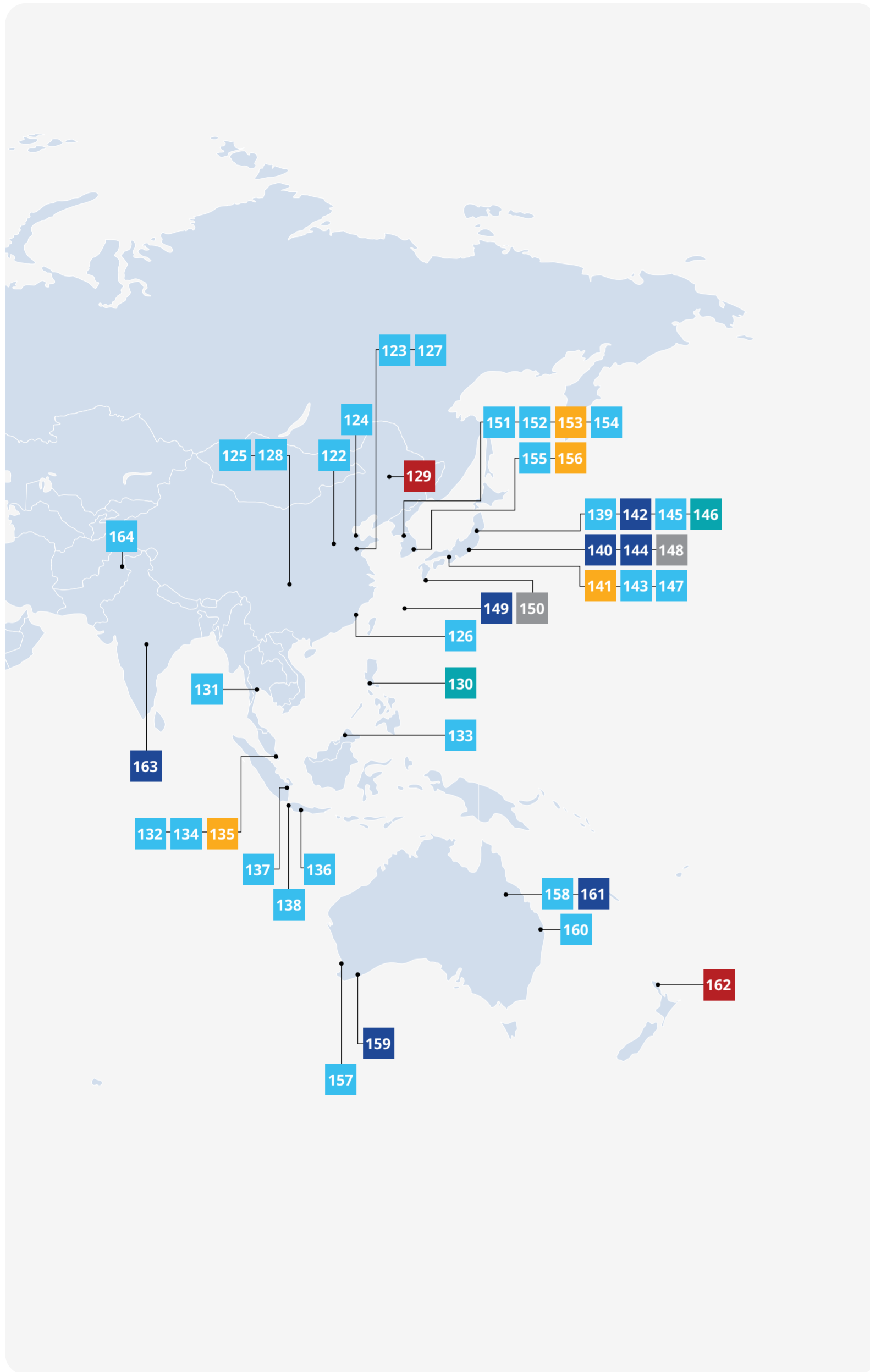
Operational | Operational Year

Type of facility

- ATJ
Alcohol-to-Jet Synthetic Paraffinic Kerosene
- HEFA
Hydroprocessed Esters and Fatty Acids
- Co-processing
- Distillation
- FT-SPK
Fischer-Tropsch Synthetic Paraffinic Kerosene
- PTL
Power-to-Liquid
- Other (CH)/HEFA-SPK, Gasification/methanol-to-jet, HTL, Pyrolysis, Pyrolysis/hydrotreating, Sun-to-Liquid, Thermal cracking, blanks (nothing)

Country	Location	Company	Type of Facility	Capacity [mn USG/yr]	Capacity [MT/yr]	Operational Year
Finland	Porvoo	5 Neste	HEFA-SPK	35	100,000	2019
Sweden	Gothenburg	6 ST1/SCA	HEFA-SPK	24	70,000	2024
UK	Humber	7 Philipps 66	Co-processing			2022
Netherlands	Botlek, Rotterdam	8 Koole Terminals	Distillation	35	100,000	2020
France	Oudalle, Normandy	9 TotalEnergies	Co-processing			2022
Germany	Werite	10 Atmosfair	PTL	0.127	365	2021
Germany	Lingen	11 BP	Co-processing			2022
Germany	Hamburg	12 P2X-Europe	PTL	0.07	200	2022
Spain	Castellon	13 BP	Co-processing			2021
Spain	Puertollano	14 Repsol	Co-processing			2020
Spain	Tarragona	15 Repsol	Co-processing			2020
Spain	Petronor, Bilbao	16 Repsol	Co-processing			2021
Spain	Cartagena	17 Repsol	HEFA-SPK	17.5	50,000	2024
Spain	Palos de la Frontera, Huelva	18 Cepsa	Co-processing			2022
Italy	Taranto	19 ENI	Co-processing			2021
Italy	Livorno	20 ENI	HEFA-SPK	3.5	10,000	2022
Austria	Schwechat	21 OMV	Co-processing	1.4	4,000	2022
UAE	Ruwais Refinery, Abu Dhabi	22 Adnoc	Co-processing			2023
Saudi Arabia	Satorp, Jubail	23 Saudi Aramco/TotalEnergies	Co-processing			2023

Planned facilities | Asia Pacific



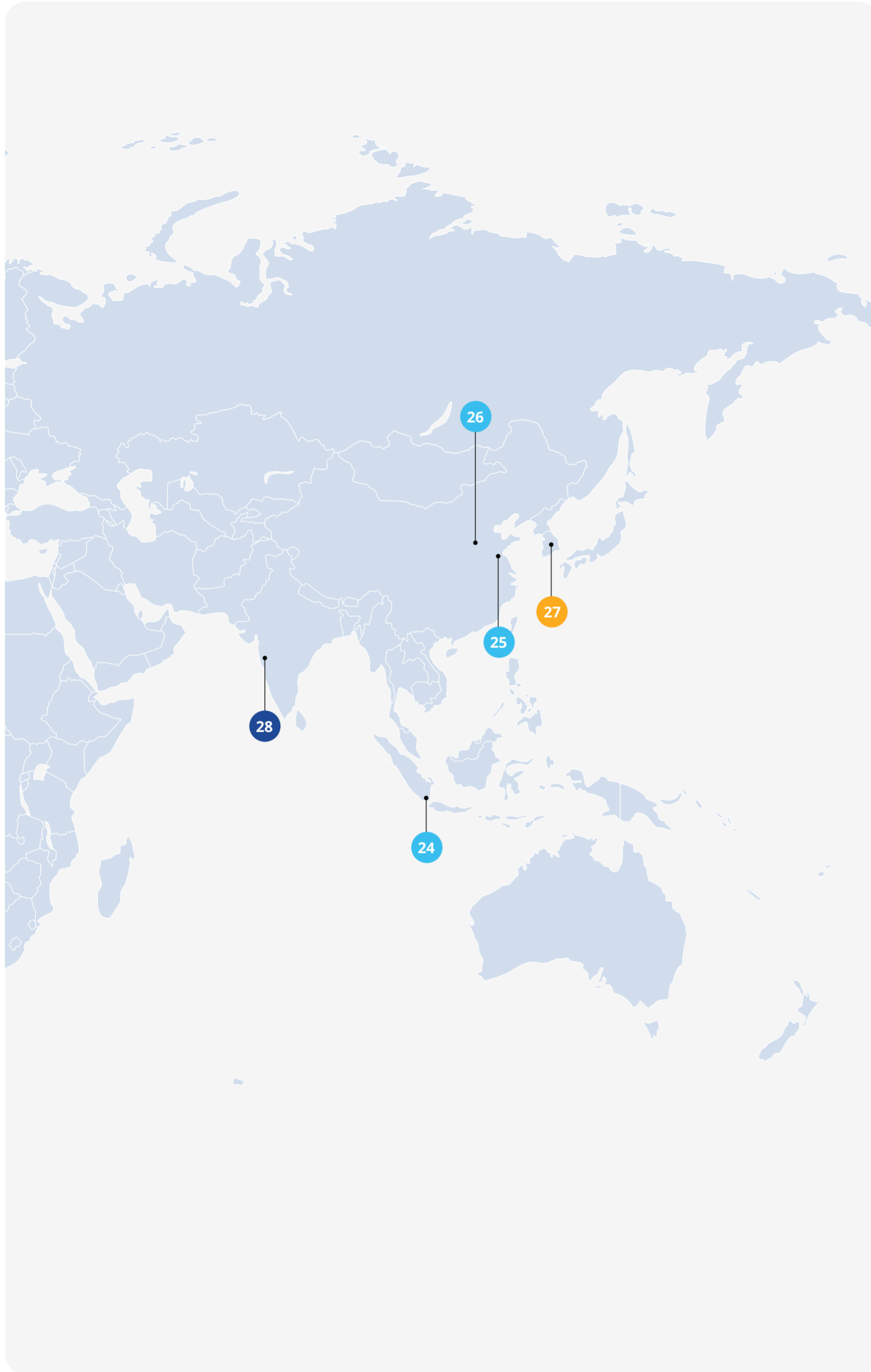
Operational | Operational Year

Type of facility

- **ATJ**
Alcohol-to-Jet Synthetic Paraffinic Kerosene
- **HEFA**
Hydroprocessed Esters and Fatty Acids
- **Co-processing**
- **Distillation**
- **FT-SPK**
Fischer-Tropsch Synthetic Paraffinic Kerosene
- **PTL**
Power-to-Liquid
- Other (CHJ/HEFA-SPK, Gasification/methanol-to-jet, HTL, Pyrolysis, Pyrolysis/hydrotreating, Sun-to-Liquid, Thermal cracking, blanks (nothing))

Country	Location	Company	Type of Facility	Capacity [mn USG/yr]	Capacity [MT/yr]	Operational Year
China	Anyang, Henan	122 Beijing Haixin Energy Technology	HEFA-SPK	5	15,000	2024
China	Guanyun, Jiangsu	123 Jiiao	HEFA-SPK	174	500,000	2024
China	Dongying, Shandong	124 Haike	HEFA-SPK	174	500,000	2024
China	Suining, Sichuan	125 Sichuan Jinshang Environmental Technology	HEFA-SPK	69	200,000	2025
China	Fujian	126 Zhuoyue	HEFA-SPK	35	100,000	2025
China	Rizhao, Shandong	127 Beijing Haixin Energy Technology	HEFA-SPK	69	200,000	2025
China	Weiyuan, Sichuan	128 Sichuan Tianzhou Green Technology	HEFA-SPK	69	200,000	2025
China	Qiqihaer, Heilongjiang	129 State Power Investment Corporation	PTL	3.5	10,000	2025
Philippines	Manila	130 WasteFuel	FT-SPK	30	86,309	2025
Thailand	Bangkok	131 BSGF	HEFA-SPK	96	278,000	2025
Malaysia	Johor	132 EcoCeres	HEFA-SPK	73	210,000	2025
Malaysia	Kota Kinabalu, Sabah	133 Vandelay Ventures/Suria Capital	HEFA-SPK	87	250,000	2024
Malaysia	Pengerang, Johor	134 Petronas/ENI/Euglena	HEFA-SPK	95	275,000	2025
Malaysia	Sungai Udang, Melaka	135 Petronas	Co-processing			
Indonesia	Cilacap	136 Pertamina	HEFA-SPK			2026
Indonesia	Plaju	137 Pertamina	HEFA-SPK			2027
Indonesia	Cilegon, Banten	138 Chandra Asri/LX International	HEFA-SPK	104	300,000	2024
Japan	TBD	139 Euglena	CHJ/HEFA-SPK	77	221,819	2025
Japan	Kawasaki	140 Byogy	ATJ-SPK	8	22,713	2025
Japan	Sakai	141 Cosmo Oil	Co-processing	8	22,713	2025
Japan		142 Cosmo Oil/Mitsui/Lanzajet	ATJ-SPK	60	172,000	2027
Japan	Wakayama	143 ENEOS/TotalEnergies	HEFA-SPK	106	304,000	2026
Japan	Chiba	144 Idemitsu	ATJ-SPK	26	76,000	2026
Japan		145 Idemitsu	HEFA-SPK	106	303,000	2030
Japan		146 Velocys/Toyo	FT-SPK			2024
Japan	Sakai, Osaka	147 JGC/Revo/Kansai	HEFA-SPK	0.008	23	2025
Japan	Sodegaura, Tokyo	148 Fuji Oil/Itochu		48	137,000	2027
Japan	Nansei Sekiyu, Okinawa	149 Taiyo Oil	ATJ-SPK	58	167,000	2028
Japan	Tanegashima island	150 Sumitomo/Solariant Capital	Thermal cracking			2024
South Korea	Daesan	151 LG Chem/ENI	HEFA-SPK	111	320,000	2026
South Korea	Daesan	152 Hyundai Oilbank	HEFA-SPK	35	100,000	2024
South Korea	Daesan	153 Hyundai Oilbank	Co-processing			2024
South Korea	Daesan	154 Hanwha TotalEnergies	HEFA-SPK	94	270,000	2026
South Korea	Ulsan	155 SK Energy	HEFA-SPK	174	500,000	2026
South Korea	Ulsan	156 SK Energy	Co-processing	42	120,000	2024
Australia	Kwinana, WA	157 BP	HEFA-SPK	120	350,000	2026
Australia	Queensland, EA	158 Oceania Biofuels	HEFA-SPK	92	266,000	2024
Australia	Esperance, WA	159 Renewable.bio	ATJ-SPK	10.5	30,000	2026
Australia	Brisbane, Queensland, EA	160 Ampol/ENEOS	HEFA-SPK	66	190,000	2026
Australia	Queensland, EA	161 Jet Zero Australia/Lanzajet (Project Ulysses)	ATJ-SPK	27	77,000	2025
New Zealand	Marsden Point, Auckland	162 Fortescue Future Industries	PTL	16	46,000	2027
India		163 India Oil Corporation/Lanzajet	ATJ-SPK	30	88,000	2027
Pakistan	Sheikhupura	164 Bio-Tech Energy	HEFA-SPK	69	200,000	2026

Operational facilities | Asia Pacific



Operational | Operational Year

Type of facility

- **AtJ**
Alcohol-to-Jet Synthetic Paraffinic Kerosene
- **HEFA**
Hydroprocessed Esters and Fatty Acids
- **Co-processing**
- **Distillation**
- **FT-SPK**
Fischer-Tropsch Synthetic Paraffinic Kerosene
- **PTL**
Power-to-Liquid
- **Other (CH)/HEFA-SPK, Gasification/methanol-to-jet, HTL, Pyrolysis, Pyrolysis/hydrotreating, Sun-to-Liquid, Thermal cracking, blanks (nothing)**

Country	Location	Company	Type of Facility	Capacity [mn USG/yr]	Capacity [MT/yr]	Operational Year
Singapore	Tuas	24 Neste	HEFA-SPK	347	1,000,000	2023
China	Zhangjiagaing, Jiangsu	25 EcoCeres	HEFA-SPK	58	168,000	2022
China	Puyang, Henan	26 Henan Junheng Industrial Group Biotechnology	HEFA-SPK	69	200,000	2024
South Korea	Ulsan	27 S-Oil	Co-processing	52	150,000	2024
India	Pune	28 Praj	AtJ-SPK			2024

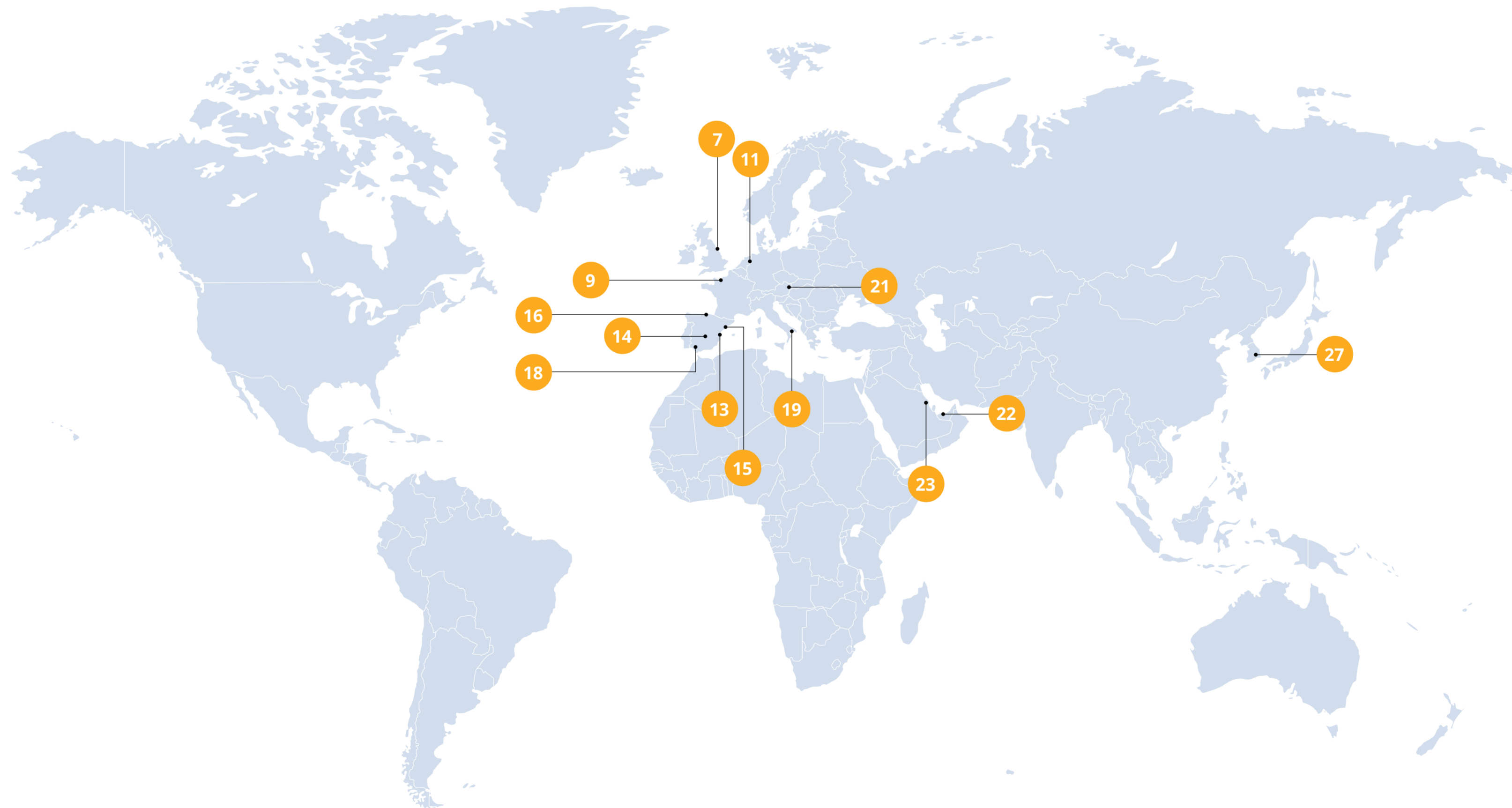
Operational facilities | HEFA

Country	Location	Company	Type of Facility	Capacity [mn USG/yr]	Capacity [MT/yr]	Operational Year
US	Paramount, California	1 World Energy	HEFA-SPK	50	144,000	2018
US	Great Falls, Montana	2 Montana Renewables (Calumet)	HEFA-SPK	30	86,000	2023
Finland	Porvoo	3 Neste	HEFA-SPK	35	100,000	2019
Sweden	Gothenburg	4 STI/SCA	HEFA-SPK	24	70,000	2024
Spain	Cartagena	5 Repsol	HEFA-SPK	17.5	50,000	2024
Italy	Livorno	6 ENI	HEFA-SPK	3.5	10,000	2022
Singapore	Tuas	7 Neste	HEFA-SPK	347	1,000,000	2023
China	Zhangjiagaing, Jiangsu	8 EcoCeres	HEFA-SPK	58	168,000	2022
China	Puyang, Henan	9 Henan Junheng Industrial Group Biotechnology	HEFA-SPK	69	200,000	2024



Operational facilities | Co-processing

Country	Location	Company	Type of Facility	Capacity [mn USG/yr]	Capacity [MT/yr]	Operational Year
UK	Humber	7) Philipps 66	Co-processing			2022
France	Oudalle, Normandy	9) TotalEnergies	Co-processing			2022
Germany	Lingen	11) BP	Co-processing			2022
Spain	Castellon	13) BP	Co-processing			2021
Spain	Puertollano	14) Repsol	Co-processing			2020
Spain	Tarragona	15) Repsol	Co-processing			2020
Spain	Petronor, Bilbao	16) Repsol	Co-processing			2021
Spain	Palos de la Frontera, Huelva	18) Cepsa	Co-processing			2022
Italy	Taranto	19) ENI	Co-processing			2021
Austria	Schwechat	21) OMV	Co-processing	1.4	4,000	2022
UAE	Ruwais Refinery, Abu Dhabi	22) Adnoc	Co-processing			2023
Saudi Arabia	Satorp, Jubail	23) Saudi Aramco/TotalEnergies	Co-processing			2023
South Korea	Ulsan	27) S-Oil	Co-processing	52	150,000	2024



Operational facilities | AtJ

Country	Location	Company	Type of Facility	Capacity [mn USG/yr]	Capacity [MT/yr]	Operational Year
US	Soperton, Georgia (Freedom Pines Fuels facility)	1 LanzaJet	AtJ-SPK	10	29,000	2024
India	Pune	27 Praj	AtJ-SPK			2024



Operational facilities | Distillation

Country	Location	Company	Type of Facility	Capacity [mn USG/yr]	Capacity [MT/yr]	Operational Year
Netherlands	Botlek, Rotterdam	 Koole Terminals	Distillation	35	100,000	2020



Operational facilities | PtJ

Country	Location	Company	Type of Facility	Capacity [mn USG/yr]	Capacity [MT/yr]	Operational Year
US	Tuscon, Arizona	4 Dimensional Energy	PtL	0.001825	1	2022
Germany	Werthe	10 Atmosfair	PtL	0.127	365	2021
Germany	Hamburg	12 P2X-Europe	PtL	0.07	200	2022

